

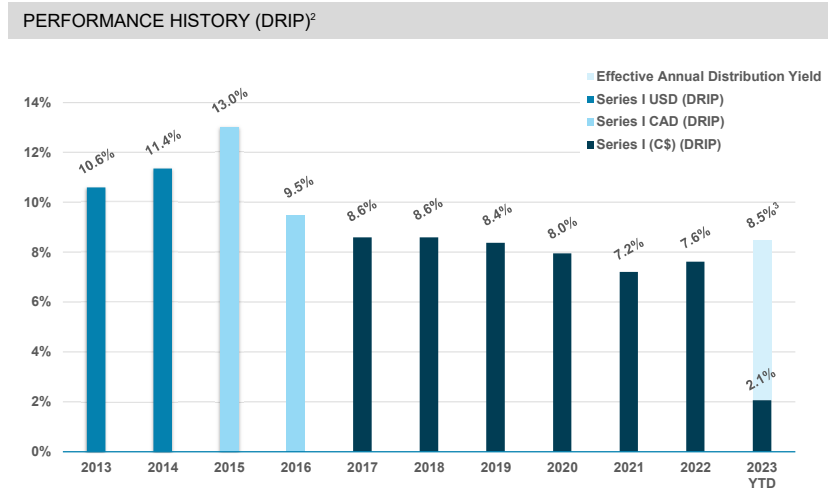
FundServ Code TRZ 380	Unit Class I Series	Trailer Fee N/A
---------------------------------	-------------------------------	---------------------------

Trez Capital Yield Trust U.S. (CAD)'s investment objective is to preserve invested capital, while generating an attractive stream of income in Canadian dollars by investing primarily in a portfolio of mortgages secured by real property located in the United States.

All amounts are expressed in CAD unless otherwise specified

FUND DETAILS			
Fund Type	Open-ended pooled mortgage fund	Inception	January 1, 2017
Minimum Investment	\$5M	Unit Value	\$10
Purchase	T+2	Redemption	T+20, subject to 1% retraction penalty if redeemed within 1 st yr
Management Fee	1.15%	Incentive Fee	10% of net operating income
Distribution	Monthly	2023 Target Return¹	9.35%

¹ December 2023 monthly annualized target return

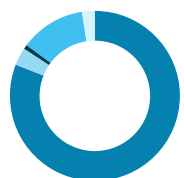


² All reported returns are net of fees

³ Effective annual distribution yield based on the March 31, 2023 distribution rate

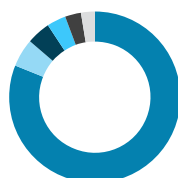
PORTFOLIO DIVERSIFICATION			CORPORATE SUMMARY	
			Manager	Trez Capital Fund Management Limited Partnership
			Corporate Group AUM⁴	\$5.4 Billion CAD
			Manager AUM⁴	\$3.0 Billion CAD
			Fund AUM	\$1,231,940,455
			⁴ Corporate Group AUM and Manager AUM are estimated as at March 31, 2023	
PERIOD			RETURN ⁵	
Since Inception			9.3%	
5 - Year			8.0%	
3 - Year			7.6%	
1 - Year			7.6%	
			⁵ Based on audited annualized returns as at December 31, 2022	
PORTFOLIO METRICS				
Number of Investments			182	
Weighted Average LTV⁶			68.0%	
Weighted Average Term-to-Maturity (Months)⁷			16.2	
			⁶ Includes equivalent calculation for preferred equity investments	
			⁷ Based on performing loans, excludes equity investments	
			Unaudited and non-consolidated, as at March 31, 2023	

SECURITY RANK



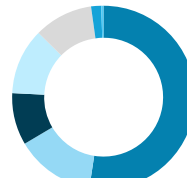
- First Mortgages (81.0%)
- Second Mortgages (3.4%)
- Third Mortgages (0.8%)
- Preferred Equity (12.4%)
- Equity (2.4%)

ASSET CLASS



- Residential (81.0%)
- Self-Storage (5.3%)
- Mixed-Use (4.5%)
- Retail (3.6%)
- Office (3.0%)
- Other (2.6%)

GEOGRAPHIC REGION



- Texas (52.5%)
- Florida (14.0%)
- Arizona (9.2%)
- U.S. West Region - Other (11.7%)
- U.S. South Region - Other (10.4%)
- U.S. Midwest Region (1.8%)
- U.S. Northeast Region (0.4%)

THE TREZ CAPITAL FAMILY OF FUNDS

Through its unique debt funds, Trez Capital provides investors with the broadest range of mortgage debt investment products. These funds encompass private investment products. They also cater to different risk profiles and provide exposure to both Canadian and U.S. mortgage markets. Since 1997, Trez Capital has funded over 1,700 loans totaling more than \$17 Billion CAD and is one of Canada's largest non-bank commercial mortgage lenders.

FOR FURTHER INFORMATION, PLEASE CONTACT

Investor Services
T: 1.877.689.0821
E: investor-services@trezcapital.com

www.trezcapital.com

These materials are not to be distributed, reproduced or communicated to a third party without the express written consent of Trez Capital Fund Management Limited Partnership. These materials should be read in conjunction with the Offering Memorandum dated April 30, 2023 including the risk factors identified therein. These materials are for informational purposes only and do not constitute an offer to sell or a solicitation to buy securities. Past results are not indicative of future performance. Corporate Group AUM includes assets held by all Trez related entities as well as Manager AUM.